



To Get into Your Child's MyChart

When you sign into MyChart, remember that you will be under your own MyChart.

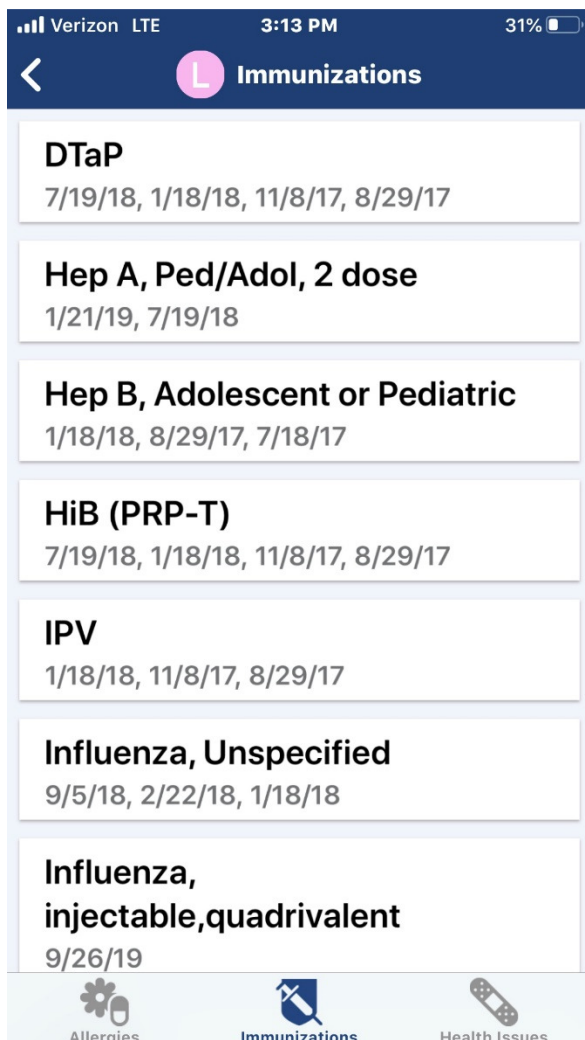
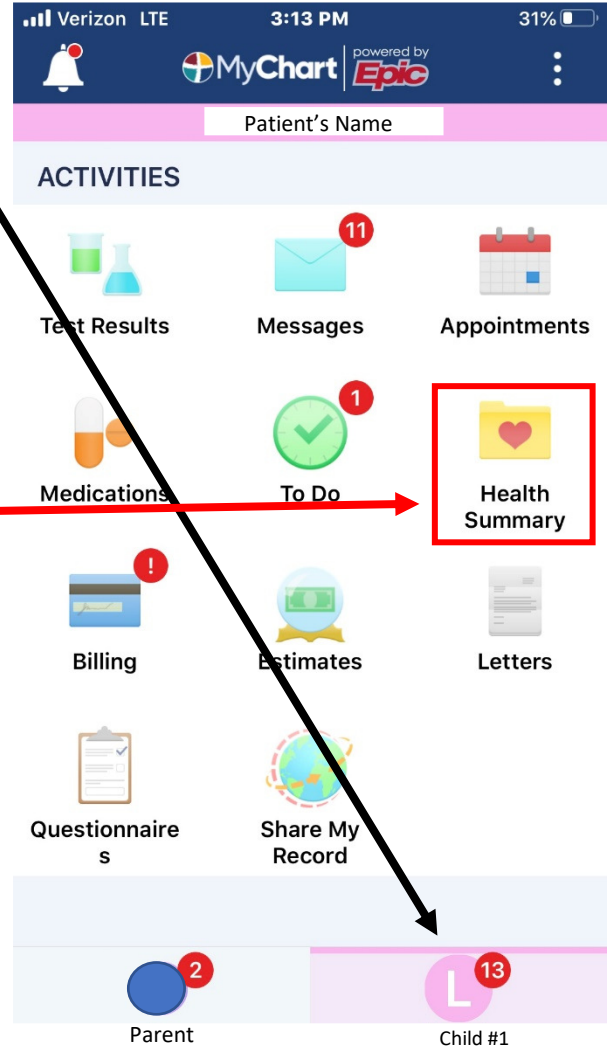
➔ At the bottom the different colored circles represent you and your children. The names should be listed below the colored circle. Select the child that you would like to see information about.

To See your Immunization Record

You are able to see your child's Immunization Record from within MyChart.

➔ First, make sure that you are in the child that you want to see the shot record on.

➔ Select the "Health Summary" icon and then Click the choice "Immunizations".

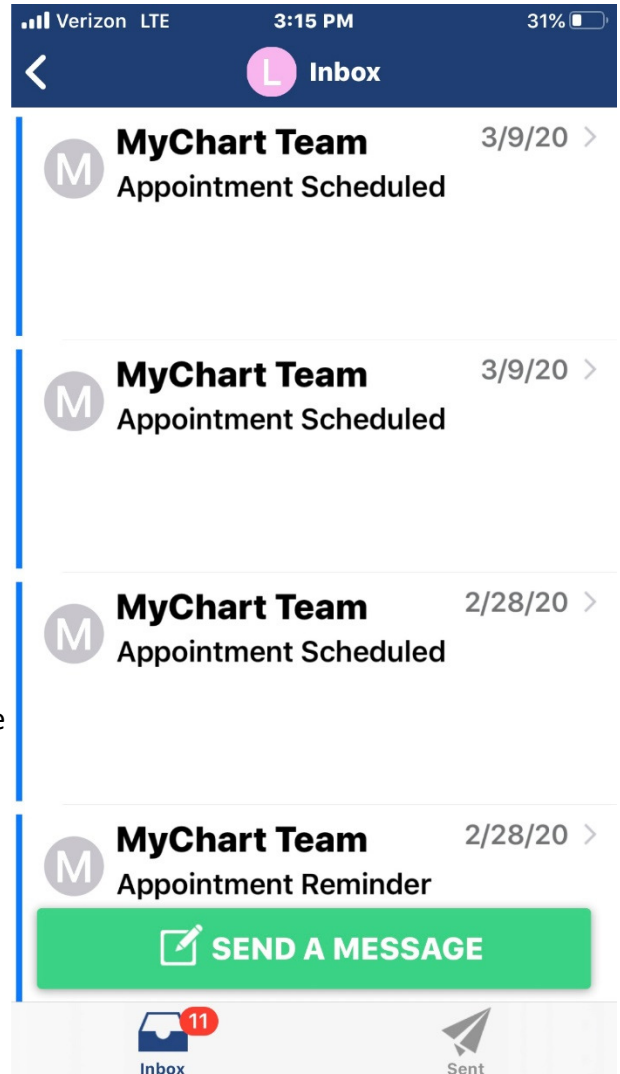




To Send a Message with or without an Image

- ➔ First, make sure that you are in the child's record that you want to send a message on, Click the "Message" icon.
- ➔ Your previously sent or received messages will appear.
- ➔ Select "Send a Message" at the bottom of the screen.


- ➔ Select the "Recipient" from the listed choices and "Subject" that is most relevant for the message.
- ➔ You may also attach an "Image" or a "Video".
- ➔ When you are finished composing your message be sure to click "Send" at the top right corner.





To See Your After-Visit Summary


After you or your child has had an Office Visit, you will have an After-Visit Summary (AVS) that will post as a new document in your MyChart. This document may be printed and handed to you or just sent to MyChart.



An AVS is a summary of your visit that may including: visit diagnosis, current medication, new medication, vital signs (like height, weight & temp) as well as patient instructions and follow-up appointment information.



Select the child that you would like to see the AVS



Select the “ **Appointments** ” icon. You will see a list of the patient’s **Past Visit(s)** as Well as any **Upcoming Appointments**.



Click on the date from the visit that you would like to see information about. The AVS will pull right up.

Verizon LTE 3:17 PM 31%

After Visit Summary-Pediatric S...

Some of this information might have changed since your visit.

AFTER VISIT SUMMARY

Child's name 2/24/2020 9:00 AM Pediatric Clinic, PA. 903-572-9823

Instructions from Gerald Stagg, MD
Your personalized instructions can be found at the end of this document.

Your medications have changed today
See your updated medication list for details.

Pick up these medications at Thurman's Pro-Med Pharmacy - Mt. Pleasant, TX - 402 N Madison Ave
dicyclomine • ondansetron
Address: 402 N Madison Ave, Mt. Pleasant TX 75455
Phone: 903-572-6337

Today's Visit
You saw Gerald Stagg, MD on Monday February 24, 2020. The following issues were addressed: Difficult or painful urination, Inflammation of the stomach and intestines, and Diarrhea.

Weight: **33 lb 2 oz** (86th percentile)
Temperature: **98.5 °F**
Percentiles calculated using: CDC (Girls, 2-20 Years)

What's Next
You currently have no upcoming appointments scheduled.

MyChart
View your After Visit Summary and more online at <https://titus.emreverywhere.com/MyChart>

Child's name • Printed by [1507] at 2/24/20 9:55 AM Page 1 of 5 **Epic**

Verizon LTE 3:18 PM 31%

Appointments

PAST

- MAR 9 2020 Office Visit**
Katherine Sanders, NP
Pediatric Clinic, P.A.
- FEB 28 2020 Procedure visit**
TRM PEDI LAB
TRM Pedi Lab
- FEB 28 2020 NTP Office Visit**
Michael Henry, MD
Northeast Texas Pediatrics
- FEB 24 2020 Procedure visit**
TRM PEDI LAB
TRM Pedi Lab
- FEB 24 2020 Office Visit**
Gerald Stagg, MD
Pediatric Clinic, P.A.
- DEC 30 2019 NTP Office Visit**
Gerald Stagg, MD
Northeast Texas Pediatrics

SCHEDULE AN APPOINTMENT